

OPEN ACCESS

Volume: 13

Special Issue: 1

Month: February

Year: 2026

P-ISSN: 2321-4643

E-ISSN: 2581-9402

Citation:

Pradeep, G., et al. "Digital and Technological Development of Tourism Business in an Open Economy: A Study to Travel Planning." *Shanlax International Journal of Management*, vol. 13, no. S1, 2026, pp. 270–78.

DOI:

<https://doi.org/10.34293/management.v13iS1-i2-Feb.10417>

# Digital and Technological Development of Tourism Business in an Open Economy: A Study to Travel Planning

**G. Pradeep, V. Nithish Kumar & S. Varshini**

*MBA, Sathyabama Institute of Science and Technology, Chennai*

**Dr. P. Nivetha**

*Assistant Professor, Department of Management Studies  
Sathyabama Institute of Science and Technology, Chennai*

## Abstract

*Tourism industry is in the middle of the radical transformation period due to the industry 4.0 revolution that has created the Tourism 4.0 paradigm. It is a significant research study of the digital transformation that is transforming the sector, and particularly the application of disruptive technologies including Artificial Intelligence (AI), the Internet of Things (IoT), Big Data analytics, Blockchain, and Virtual/Augmented Reality (VR/AR). The research will compare the progress of these technologies and their advancement beyond mere automation into how they can build smart tourism ecosystems that are focused on hyper-personalization, operational efficiency and long-term sustainability. The paper will focus on a localized case study of the tourism industry in India and analyse global strategic frameworks using a dual perspective approach. Results show that although digitalization has immense customer satisfaction and post-pandemic recovery resources, especially contactless solutions, there are still serious obstacles. They are the digital divide of urban and rural areas, the high level of implementation expenses, and the growing threats to cybersecurity. The study concludes that switching to Tourism 4.0 is no longer a choice but a matter of survival of the enterprise with a competitive advantage in the global digital economy. It suggests that the country should build a country-wide digital infrastructure and training of small and medium enterprises (SMEs) to achieve inclusive growth. Ultimately, this paper will state that technological innovation and sustainable practices are the main keys to a sustainable and resilient tourism industry.*

**Keywords:** Digital Transformation, Tourism 4.0, Smart Technologies, Sustainability

## Introduction

The industry 4.0 transformation via the tourism sector has resulted, to some degree in an entirechanging global tourism industry and the creation of tourism 4.0. With the rise of digitalisation as an unstoppable force driving movement across the globe through the creation of new information and communication technology, the digitalisation of the tourism industry alone is estimated to create an additional \$305 billion for the tourism sector by 2025. Those businesses that wish to remain relevant within this ever-growing and increasingly competitive globalised digital economy have no choice but to embrace the ubiquitous presence of digital technology and implement them into their operations as "must-haves" of survival.

For context, India has emerged as one of the largest developing economies; therefore, digital technology will become a method to enable companies to streamline their operations and create a network of so-called smart tourism ecosystems that are extremely efficient and effective. Digital transformation will also create a monumental shift in the organizational capabilities of all businesses and users of AI, IoT and Big Data analytics as a tool to gain full return on investment (ROI); however, many significant barriers exist that still must be overcome to fully enable inclusive economic growth as a result of digital transformation. The existing digital divide separating the urban and rural populations of India and the increasing threats to cybersecurity are both serious issues that need immediate attention so that all citizens of India can benefit from inclusive economic growth resulting from digital transformation.

In my recent survey study, I observed a high degree of consumer demand for disruptive innovations of the following:

Planning & Discovery: 56.9% of travellers use online travel agencies (OTAs) as their primary source for travel planning, and 52.9% of travellers turn to social media to plan their travels; Immersive technology: VR/AR.

### **Problem Statement**

The current situation for tourism is one of high risk as we move from an old, “business as usual” way of doing business to a new, and emerging, form of tourism called Tourism 4.0. This transition will generate an estimated \$305 billion in value by 2025 through digital transformation; however, significant gaps exist in the pace of technological advancements versus the ability of businesses and organisations within the tourism industry to offer an equal opportunity to benefit from these advances.

The industry faces three significant barriers to building a truly “smart” and resilient ecosystem:

1. The Expectations Gap: As the speed of technological change accelerates, consumer expectations for innovations continue to increase; 92.2% of travellers want VR/AR virtual previews before booking their travel, and 86.3% expect to be able to use IoT-enabled smartphones to check in to their travel accommodations. However, many companies in the tourism space are still stuck in a time warp.
2. The Digital Divide: Technology is now largely concentrated in the urban centres of our respective countries, creating a digital divide that isolates rural communities, and therefore, impedes inclusive growth for rural economic development.
3. The Security Paradox: As data security continues to be paramount in the delivery of safe, secure travel-related services, the rapidly increasing cost of cybersecurity and the cost of infrastructure improvements forces many local businesses/organisations to incur significant and unacceptable costs associated with digital tenureship.

Simply put, AI, IoT, and Big Data represent the future of global competitiveness and sustainable tourism; however, without a coherent plan for rapidly closing the existing technology gaps, the tourism industry is moving toward a fragmented future.

### **Literature Review**

#### **The Pathway to Evolutionary Tourism.**

The evidence presented in publications has clearly shown that the change from traditional to digital in tourism is not an independent event but rather an evolutionary process. Research done by Bondarenko and others identifies five stages (2025). Tourism 1.0 3.0: spanning non-interactive to interactive to semantic, data-driven personalized experience. Tourism 4.0 (Current) - Intelligent

Tourism now combines Artificial Intelligence (AI), Internet of Things (IoT), and blockchain as an integrated part of the infrastructure for a smart destination. Tourism 5.0 (Emerging Frontier) - Where humans and technology interact symbiotically using neurointerfaces, quantum computing, and Metaverse to provide fully immersive and human centric experiences.

### **Core Drivers of Digital Transformation**

#### **Key Aspects of Digital Transformation.**

- Technological integration (use of AI and big data to Hyper personalize the organization; personalization models can already predict guest needs with as much as 87% accuracy).
- Customer centricity (as evidenced through survey data; 92.2% want a VR/AR experience of their stay and 86.3% want IoT-enabled room access before arrival).
- Platform Economy (allowing smaller companies to compete in this space due to lower costs for physical infrastructure, due to a move to digital ecosystem foundations).
- Operational Optimization (verifying the positive effects of automation and cloud-service usage by boosting operational efficiency as much as 23% and customer satisfaction as much as 31%).
- Barriers and Research Gaps

Although it is forecasted that the value may possibly be worth up to \$305 Billion in 2025, there are certain major problems which have been pointed out by the research carried on this.

**The Digital Divide:** The rural and the post-conflict regions lack research and infrastructure as compared to the urban ones and this stems out of the deep disparity existing between the two.

**Security Concerns:** A large proportion of the individuals who took part in my survey indicated that 85 percent of all air travelers feel that Wi-Fi services and data safety is a necessity when traveling using airlines although smaller business face the challenge due to increased cyber-attacks.

**Biased Usage:** There are many companies (i.e., 85) with an established Big Data Strategy but minimal with an instituted IOT solutions (i.e., 45%).

### **Literature and Research Context Synthesis:**

The literature review demonstrates that the rate at which technology is transforming even in the context of the global markets (such as China has achieved approximately 67% of AI Chatbot adoption). The west (say Germany is about 25% Adoption) are far behind in this (with references to the west), and with respect to the transitional economies (say India) are simply struggling to live with the application of the technology. The research gap in my case concerns the fact that I am presenting Primary Research of 51 respondents since it is connected to the demand of AI and IOT in the context of the Build Back Better principle of sustainable recovery of the Pandemic.

### **Research Methodology**

This study employed primary quantitative method of data collection in order to explore the preparedness and anticipations of the contemporary traveler in the Tourism 4.0 paradigm. The methodology was concerned with the real-time consumer sentiment on disruptive technology and digital infrastructure.

#### **Data Collection & Sampling**

- **Survey Instrument:** A questionnaire survey was developed to measure the demand of AI, AR, and IoT integration throughout the travel lifecycle in digital format.
- **Sample Size:** The research was able to get a wide range of 51 respondents that gives a statistically meaningful view of the current consumer trends.

- Focus Areas: The questionnaire focused on four critical dimensions, namely on travel planning tools, immersive technology (VR/AR), smart room integration (IoT) and essential infrastructure priorities.

### Analysis Framework

Data analysis was conducted in a two-prism perspective, by comparing the developed international strategic frameworks employed by such organizations as the OECD and WTO with responses of the local tourism environment in India. This has made it possible to undertake a wholesome analysis of how technologies have gone beyond automation to focus on hyper-personalization.

### Ethical issues and reliability.

- Data Integrity: All the survey questions were filled anonymously so as to have an objective response about financial commitment and technological inclinations.
- Validation: Triangulation of the results was based on literature review of the years 2016-2022 to make the research premised on the latest digital transformation trends.

### Data Analysis & Results

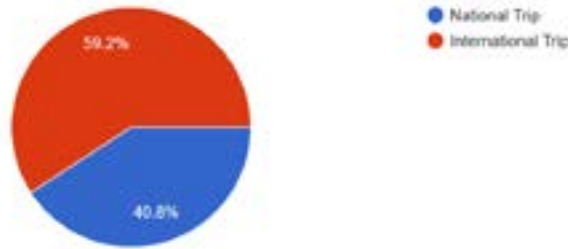
The analysis of the data helps to comprehend the technological preparedness of the modern tourist in reference to the evaluation of primary survey question of 51 individuals based on developing Tourism 4.0 framework. Findings show that digital-first in the discovery has clearly changed with 56.9% of the respondents planning trips through OTCs and 52.9% through the social media platform. Besides, disruptive technologies are demanded obviously, as 92.2% of participants consider VR/AR -based virtual previews very helpful and 86.3% expect to use IoT-based smartphone to book hotel services. On the whole, despite the high level of enthusiasm towards the innovation, the data reveal that high-speed Wi-Fi and data security are considered as the most significant predetermining factors of the success of digital transformation in the travel industry.

#### 1. Preferred Trip Destination (n=49)

Result: 59.2 percent of the respondents have a preference of International Trips, as opposed to 40.8 percent of the respondents who have a preference of National Trips.

Interpretation: This shows that there is a high propensity to cross-border travel in your sample, which is in line with the globalized character of Tourism 4.0 and the need to have a diverse and high-value experience.

Category	Metric	Frequency (n)	Percentage (%)
(n=49)	International Trip	29	59.2%
	National Trip	20	40.8%



**2. The Digital Travel Planning Tools (n=51) are as follows:**

Online Travel Agencies (OTAs) 56.9% (29). Online Travel Agencies (OTAs) such as Booking.com and Expedia are used by 29 participants.

Social Media 52.9% (27). 27 participants utilize social media platforms such as Instagram or TikTok for the purpose of discovery. Influencer 39.2% (20). 20 participants use bloggers as their primary influencer.

Meta-Search 33.3% (17). 17 respondents utilize Google Travel and Skyscanner as their meta-search tools.

In total, this totals to greater than 50% for OTAs and social media; therefore OTAs and social media demonstrate that travel planning has significantly decentralized and become a digital-first activity.

Category	Metric	Frequency (n)	Percentage (%)
Digital Planning Tools (n=51)	Online Travel Agencies (OTA)	29	56.9%
	Social media (Instagram/TikTok)	27	52.9%
	Travel Influencer Recommendations	20	39.2%
	Meta-search engines (Google Travel)	17	33.3%



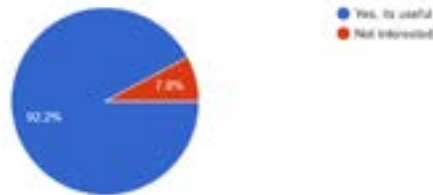
**3. Potential of Virtual Preview (VR/AR) for Utility (n=51).**

Finding: Of 51 participants questioned, 92.2 percent feel that V.R./A.R. will assist them in gaining knowledge about destination(s) without requiring them to spend money on travel.

Analysis: This was the most widely held item of consensus from your survey. The survey also indicates that the creation of immersion is an essential tactic to help reduce the level of uncertainty that travellers encounter.

Technology / Feature	Category	Frequency (n)	Percentage (%)
Virtual Preview (VR/AR)	Yes, it is useful	47	92.2%
	Not interested	4	7.8%

Would you use a "Virtual Preview" feature (VR/AR) app to explore a destination or hotel room before making a financial commitment?  
31 responses



#### 4. AI, AR and IoT Features (n=51) Demand.

Pre- Trip (VR/AR): 43.1% desire to be able to spend time browsing virtual rooms prior to booking.

During-Trip (IoT): 29.4% of them would like to use a smartphone to turn lights, AC, TV on/off in the room. Personalization (AI): 15.7% would love to receive real-time notifications of local things or weather-related changes in their itinerary.

#### Language (AI): 11.8% give priority in AI voice translation.

Analysis: Although immersive pre-trip experiences are the most important, almost 30 percent of travelers are actively seeking IoT-enabled control as a service during their stay, which is why the trend of moving towards Smart tourism ecosystems is being pursued.

Technology / Feature	Category	Frequency (n)	Percentage (%)
Primary Tech Interest	Pre-Trip: VR Room Exploration	22	43.1%
	During Trip: IoT Room Controls	15	29.4%
	Personalization: AI-driven Alerts	8	15.7%
	Language: AI Voice Translator	6	11.8%

Testing the demand for AI, AR, and IoT integration.  
31 responses

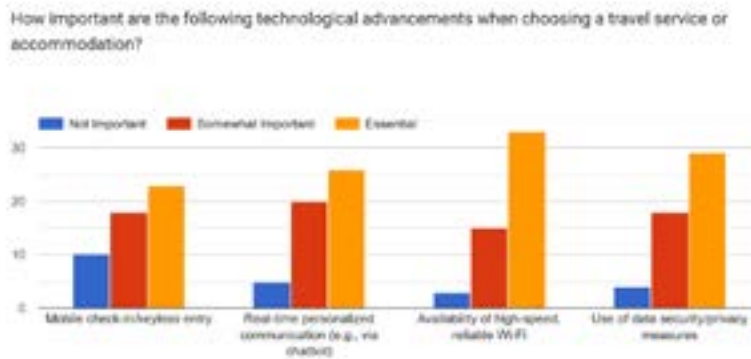


**5. Significance of Technological Improvements.**

Discovery: The highest-rated features in terms of being considered as Essential were high-speed, reliable Wi-Fi and then Data Security/Privacy measures.

Discussion: This justifies the apprehension of the literature about the digital divide. The back basis infrastructure (Wi-Fi and Security) is the primary issue to the populace even in the presence of high-tech solutions such as AI.

Advancement Feature	Not Important	Somewhat Important	Essential
High-speed, reliable Wi-Fi	Low	Moderate	Highest
Data security/privacy measures	Low	Moderate	High
Mobile check-in/keyless entry	Moderate	High	Moderate
Real-time personalized AI chat	Moderate	High	High



**Discussion and Recommendations**

**Discussion**

It is a survival imperative of the contemporary tourism business to evolve into the Tourism 4.0, especially in the rapidly evolving Indian economy. The major paradox of my study is that, in spite of the overabundant consumer desire of disruptive technologies, shown by the percentage of 92.2 of travelers who seek VR/AR previews and the 86.3 of those who want an IoT-enabled room access, enterprises are failing to align with consumers expectations gap.

This divide is further increased by the so-called triple-threat of barriers: the omnipresence of a digital gap between urban and rural areas, the ingrained financial imperative of such implementation on SMEs, and the growing menace of cybersecurity threats. Also, even though the need to support other more advanced features, such as AI and IoT, consumers still consider basic infrastructure, i.e. high-speed Wi-Fi and data protection as the most important needs on their list. This implies that a safe and sound digital infrastructure is a requirement of building smart tourism.

## Recommendations

Going by the results of this study, the following strategic recommendations can be made to the tourism stakeholders:

- **Build National Digital Infrastructure:** In order to achieve the growth that will be inclusive, there should be a concerted effort to increase the level of digital infrastructure to the rural areas and close the existing gap that constrains the potential of the economic growth.
- **Enhance Data Security:** Since privacy is one of the fundamental requirements of travelers, businesses need to adopt the highest standards of cybersecurity in order to safeguard the user information and gain reputation in online services.
- **Empower SMEs by training:** Training schemes and financial assistance schemes ought to be put in place to enable the Small and Medium Enterprises (SMEs) embrace the use of “smart” technologies without being ostracized by the expensive nature of the processes.
- **Invest in Immersive Transparency:** Since more than 9 of out of ten travelers react that Virtual Previews were useful, the service providers must invest in VR and AR technology to minimize the uncertainty of the travelers and motivate them to engage in pre-trip.
- **Align Innovation with Sustainability:** Innovation adoption should not be seen as an end to itself but should be coupled with sustainable actions to create a robust and future-proof tourism sector that will help to sustain global competitiveness in the long term.

## Conclusion

Tourism 4.0 is no longer an upgrade that is optional but a survival requirement among enterprises that aim to have a competitive advantage in the global digital economy. The study finds that though digital transformation is a great boost to customer satisfaction, and contributes to post-pandemic recovery via contactless solutions, there are still major barriers that are threatening to establish inclusive growth. The digital divide between urban and rural regions, large implementation cost, and growing cybersecurity risks should be dealt with to make the fullest potential of the value of this industry, which is 305 billion.

These results are supported by my survey data, which has shown that the consumer readiness towards innovation is overwhelming, as 92.2% of travelers consider VR/AR previews helpful and 86.3% insist on hotel integration via IoT. Nevertheless, the distinction between the high-speed Wi-Fi and data security as the baseline requirements that are regarded as essential proves that the resilient industry is not possible without the high- quality infrastructure. Finally, the solution to the creation of a future-proof tourism sector is the alignment of technological innovation, i.e., AI, IoT, and Big Data, with sustainable practices and national-level digitalization.

## References

1. Kuldeep Singh, Amity University, Gurugram, India, (2024). Its Impact on Tourism Business in India. [https://www.researchgate.net/publication/385062530\\_Digital\\_Transformation\\_and\\_Its\\_Impact\\_on\\_Tourism\\_Business\\_in\\_India](https://www.researchgate.net/publication/385062530_Digital_Transformation_and_Its_Impact_on_Tourism_Business_in_India)
2. Sandija Zeverte-Rivza, Latvia University of Life Sciences and Technologies, (2022), tourism: opportunities and challenges. [https://www.researchgate.net/publication/389265768\\_Digital\\_transformation\\_in\\_tourism\\_opportunities\\_and\\_c\\_hallenges](https://www.researchgate.net/publication/389265768_Digital_transformation_in_tourism_opportunities_and_c_hallenges)
3. Inita Kindzule-Millere,(2022), tourism: opportunities and challenges. [https://www.researchgate.net/publication/389265768\\_Digital\\_transformation\\_in\\_tourism\\_opportunities\\_and\\_c\\_hallenges](https://www.researchgate.net/publication/389265768_Digital_transformation_in_tourism_opportunities_and_c_hallenges)

4. Ye Tian Yang Tian Kai Li, Southeast Asia University, Bangkok, Thailand file:///C:/Users/Win%2011/Downloads/722-Article%20Text-1867-2-10-20240604.pdf Ziqiao Xu Civil Aviation University of China, Tianjin, China file:///C:/Users/Win%2011/Downloads/722-Article%20Text-1867-2-10-20240604.pdf
5. Kyiv National Economic University named after Vadym Hetman (Ukraine). Professor at the Department of Socioeconomics and Personnel Management, Doctor of Science in Economics, Professor. <https://www.eu-scientists.com/index.php/sdel>
6. Dhiraj, A., Kumar, S., Rani, D., Grima, S., & Sood, K. (2023). Blockchain Payment Services in the Hospitality Sector: The Mediating Role of Data Security on Utilisation Efficiency of the Customer. *Data*, 8(8), 123. DOI:10.3390/data8080123
7. Cenamor, J., Rönnerberg Sjödin, D., & Parida, V. (2017). Adopting a platform approach in servitization: Leveraging the value of digitalization. *International Journal of Production Economics*, 192, 54–65. DOI: 10.1016/j.ijpe.2016.12.033. Perry, C. (1998). Processes of a case study methodology for postgraduate research in marketing. *European Journal of Marketing*, 32(9/10), 785–802. DOI: 10.1108/03090569810232237
8. Qin, J., Fu, H., Wang, Z., & Xia, L. (2021). Financing and Carbon Emission Reduction Strategies of Capital-constrained
9. Manufacturers in E-commerce Supply Chains. *International Journal of Production Economics*, 241, 108271. DOI: 10.1016/j.ijpe.2021.108271
10. Tight, M. (2017). Understanding case study research: Small-scale research with meaning. In Google Books. SAGE., [https://www.google.com/books/edition/Understanding\\_Case\\_Study\\_Research/fCE9DQAAQBAJ?hl=en&gbpv=1&dq=secondary+data+for+case+study+research&pg=PP1&printsec=frontcover](https://www.google.com/books/edition/Understanding_Case_Study_Research/fCE9DQAAQBAJ?hl=en&gbpv=1&dq=secondary+data+for+case+study+research&pg=PP1&printsec=frontcover) DOI: 10.4135/9781473920118 [https://docs.google.com/forms/d/e/1FAIpQLSf-H\\_UBEBv4gtNylpM2eoU5PU5Z1ktVJxjJIME-AsvjOllmEQ/viewform?usp=header](https://docs.google.com/forms/d/e/1FAIpQLSf-H_UBEBv4gtNylpM2eoU5PU5Z1ktVJxjJIME-AsvjOllmEQ/viewform?usp=header)