


# Corporate Performance Measurement Tool via Economic Value Added

**S.B. Sathiya Moorthi**

*Department of Commerce, Sacred Heart College of Arts and Science, Dindigul, India*

 <https://orcid.org/0000-0002-1767-607X>

## OPEN ACCESS

Manuscript ID:  
MGT-2021-08033576

Volume: 8

Issue: 3

Month: January

Year: 2021

P-ISSN: 2321-4643

E-ISSN: 2581-9402

Received: 15.10.2020

Accepted: 01.12.2020

Published: 01.01.2021

Citation:

Sathiya Moorthi, SB.  
"Corporate Performance  
Measurement Tool via  
Economic Value Added."  
*Shanlax International Journal  
of Management*, vol. 8, no. 3,  
2021, pp. 60-65.

DOI:

[https://doi.org/10.34293/  
management.v8i3.3576](https://doi.org/10.34293/management.v8i3.3576)



This work is licensed  
under a Creative Commons  
Attribution-ShareAlike 4.0  
International License.

## Abstract

*Execution estimation matters in the present complicated business field independent of the sort, nature, and volume variety in business. On the off chance that the consequence of the exhibition estimation turns out badly because of the broken or erroneous determination of tool(s), at that point, the all-out cycle will refute in due time henceforth an endeavor to assess Economic Value Added (EVA) as an option in contrast to conventional execution measure. For the most part, it is accepted that EVA is intended for giant organizations and is the best exhibition measure. The potential favorable circumstances, openings and constraints of utilizing EVA as an exhibition estimation instrument are examined to energize the clients/perusers to consolidate EVA with their present arrangement to receive the likely rewards from it.*

**Keywords: Economic Value Added, Corporate Performance**

## Introduction

Execution has been one of the vital interest territories among the specialists. Its estimation expects further significance in the generally acknowledged type of business (i.e.,) corporates. Isolation of proprietorship and the board, which has been the uniqueness of this structure, likewise gets office issues. Expansion of the company's incentive as the goal of administrative dynamic has been the publicity of the current money hypothesis. Directors and experts have condemned the equivalent for being primary goal of dynamic and disregarding the interests of the multitude of partners and different corporate methodology parts. Over the period, anyway, administrators acknowledged augmentation of investor abundance as the essential target of the firm.

Execution estimation frameworks were created as a method for observing and keeping up hierarchical control to guarantee that an association focuses on techniques that lead to accomplishing its general objectives and targets. Execution gauges, the critical apparatuses for execution estimation framework, assume a crucial part in each association as they are regularly seen as forward-looking markers that help the executives to foresee an organization's financial exhibition and commonly uncover the requirement for potential changes in activities. Corporate monetary valuation is one of the quickest developing zones in money in the post changed situation. Nonetheless, the decision of execution measure is one of the essential difficulties looked at by associations. The critical perspective determines a correct presentation measure, as defective choice prompts broken signs and helpless options, starting unfortunate business results (Madininos et al., 2006). Ferguson and Leistikow (1998) appropriately referenced that it is the wrongly picked execution measures, which thus push the executives to make inappropriate choices coming about into decrease in market estimation of the organization. Execution measures neglect to show if the investor abundance is boosted as administrators come up short on the essential information about effectively estimating the firm's presence.

Numerous components impact the choices of speculators while putting resources into an organization. The decision of execution measure affects the choice. Ongoing high in venture exercises in the Indian capital market is mostly founded on speculator's reliance on bookkeeping or acquiring based criteria for their speculation choice. Right off the bat, we endeavor to comprehend from the writing, both in worldwide and Indian settings, the legitimacy of Economic Value Added (consequently EVA) as a proportion of corporate execution measure in the Indian market. This approval would empower speculators to utilize EVA for venture choices. Also, examination recognizes and assesses the affiliation, assuming any, among EVA and market estimation of the value in the Indian market and further inspects whether EVA dominates another execution quantifies in clarifying the contemporaneous MVA in India. It further plans to test which among both, esteem based measure or conventional execution measure, better predicts market esteem added of Indian corporate.

### Literature Review

Stewart (1991) concocts the book "The Quest for Value," wherein EVA is presented as worth based monetary execution measure with its advantages. To help the idea Stewart (1994) declares that EVA stands well out from the group as the absolute best proportions of significant worth creation on a ceaseless premise. EVA is practically half better than bookkeeping-based measures in clarifying changes in the investor's riches." Stewart (1991) further promotes EVA saying that "the best functional intermittent exhibition measure is EVA while profit, income per offer, and income development are deceiving proportions of corporate execution." There is no single bookkeeping measure that clarifies the changeability in investors' abundance (Chen and Dodd, 1997). Sharma and Kumar (2010) contend that the monetary measure utilized in estimating economic execution is associated with investors' abundance. EVA is professed to be the idea that gives the genuine financial benefit of the firm and the worth made for the investors. There is a number of examinations led in the created nation and agricultural nation which upheld the prevalence of EVA as monetary execution measure.

Abdullah (2004) contended that in Malaysia, proportions are utilized by the organizations to gauge the firm exhibition, will be unable to quantify and catch the company's worth which is made over the period. Issham (2011) further expresses the need for another monetary measure apparatus in Malaysia. Isham contends that since 1997/1998 emergency Malaysia is languishing over a most reasonable execution measure instrument which can help the financial specialists in surveying esteem made on their venture. Concurring the investigation directed by Sharma and Kumar (2010), there are just 23 articles distributed in Brazil, Russia, Indonesia, New Zealand and Malaysia over the most recent ten years. This survey mirrors that there is insignificant examination con-ducted on EVA in Malaysia.

In this way, it appears to be that it is essential to think of another presentation measure apparatus that can portray the investor worth and more exploration is needed on execution estimation device just as on worth based measures. None of the public recorded firms in Malaysia have distributed their yearly report, which utilized EVA as an execution estimation instrument. In this vein, EVA can be proposed to quantify firm execution, as EVA doesn't only clarify bookkeeping data yet economy and market data.

### Why EVA

Even though EVA discloses to corporate proprietors and chiefs about the abundance creation in the firm, Young (1997) contends that European corporate supervisors are still behind from the comprehension of significant worth invention. Corporate chiefs stay with the customary monetary exhibition measures, even though it can't tell whether it is self-made in the business or something else. Financial specialists specifically are qualified to be educated concerning the abundance making of an organization.

EVA is picking up prevalence because every one of the conventional apparatuses can just clarify a particular market or firm circumstance in particular. For instance, profit per offer can just define the capital market, not capital planning. In like manner, present net worth can't clarify target return. However, it can clarify just capital planning. Then again, EVA offers something other than one execution. EVA can explain

the capital market, capital planning, and net resources simultaneously. Subsequently, administrators are not needed to figure three monetary measures for three unique exhibitions; EVA can clarify each of the three distinct collections.

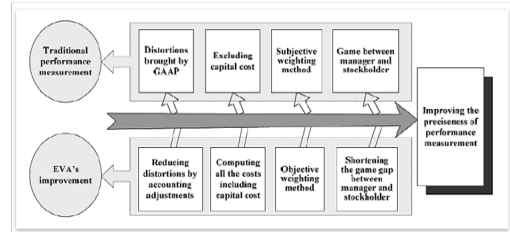
**Theoretical Framework of EVA**

Administrators and analysts have endeavored to quantify a company’s incentive by different execution estimates, both conventional bookkeeping measures and monetary proportions. Abused execution measures have gigantic concealed expenses. Traditional execution measures neglect to fuse the cost of capital utilized and consequently need propriety to gauge the association’s monetary exhibition. The experimental writing to date demonstrates that there is no single bookkeeping based measure that can be depended upon to clarify changes in investor abundance. Should such action exist, it would prove priceless to the different gatherings keen on organization execution parts (Worthington and West, 2001). This prompted the improvement of a monetary presentation grid that beats the restriction of traditional execution, quantifies and centers on apparent worth-added/demolished by the association.

EVA is determined in the wake of deducting the expense of value capital and obligation from the working benefits. It is an overhauled form of Residual Income (RI) with a distinction in the manner in which monetary service and the financial capital is determined. It depends on the importance of economic benefit by thinking about the expense of contributed capital (value and obligation), which was not considered in conventional methodology (Kyriazis and Anastassis, 2007). Generally, utilizing lingering pay, two organizations could be similarly effective if they have equivalent profit for value. Be that as it may, under the EVA model, we may have a distinctive feeling because of the shifted cost of capital or a difference in monetary benefit or lingering pay. EVA is Stern Stewart’s restrictive rendition of Residual Income (Biddle, et al., 1997). It is nearer to the genuine financial estimation of the firm and empowers the executives to screen and control the use of contributed capital. It very well may be embraced as a coordinated monetary administration

framework encouraging better dynamic in since quite a while ago run at all levels as it acquires change the executives and consequently improves firm worth.

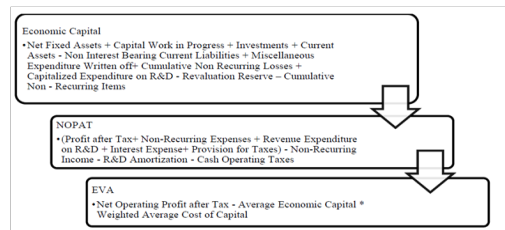
**Figure 1: Comparative view of Traditional performance measures and EVA**



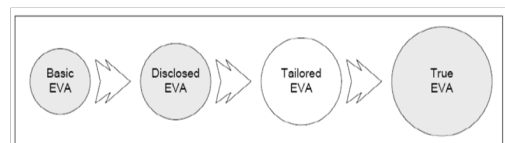
Source: Lin & Zhilin (2008)

An investigation of Indian organizations named as India’s Biggest Wealth Creators during 2002-2004 and recognized different significant changes for assessment of EVA according to Indian GAAP. The overview was distributed in Business Today and is famously known as the BT-SS study. Figure 1 expresses the recipe for ascertaining EVA after making the changes according to the BT SS study.

**Figure 2: Formula as per BT-SS study for the calculation of EVA**



**Figure 3: EVA Spectrum**



Source: Fabozzi & Grant (2000)

**EVA and other Financial Performance Measures**

As respects the EVA-MVA relationship, there is a nearly settled assessment that EVA is a superior proportion of market estimation of the organizations when contrasted with customary bookkeeping measures (Stewart, 1991). The relationship between EVA and MVA is discovered to be critical in examination with other book keeping-based

measures. A few creators have even inferred that MVA is only limited to EVA (Kramer and Pushner, 1997). The uncertain and blended aftereffects of these investigations bring up a significant issue, “Is EVA truly better than traditional execution quantifies?” This clashing proof consequently requires further examinations that may give better knowledge to comprehend this complex, yet the essential connection between investor abundance creation and EVA. Further, Lovata and Costigan (2002) expressed, “EVA is an idea that requires a lot of extra exploration to help or challenge the cases of its designers.” Moreover, Feltham et al. (2004) propose that the discussion be resumed concerning whether EVA has more noteworthy pertinence than other execution measures.

The necessary examinations utilizing observational exploration for testing relative and gradual data content in clarifying business sector estimation of the firm have been fundamentally directed in the United States and other created nations. Shah et al. (2014) found a positive connection between Economic Value Added and Market Value Added with regards to a developing business sector – India. Their outcomes uphold the Stern-Stewart guarantee that Economic Value Added segments have more noteworthy data than income. Indian examinations present a defense for embracing EVA as an apparatus to upgrade monetary adaptability inside the firm (Shah et al., 2014).

As respects the part of execution measures and chief pay, there are blended confirmations about the legitimacy of significant worth based actions and their function in the formation of firm worth. Brewer et al. (1999), Irala (2005) infer that EVA can give a significant proportion of abundance creation and can be utilized to help adjust administrative dynamic with firm inclinations. Studies by Stern (1990), Burkette and Headley (1997), Todd(1997), Riceman et al. (2000), Malmi and Ikaheimo (2003), Lin and Zhilin (2008) point out that exhibition of organizations embracing EVA as a base for leader pay, have been fundamentally expanded. Robertson and Batsakis (1999) found that speculators react well to selecting an EVA-based remuneration plan and that a stream on impact would be that financial specialists see increments in EVA better than enhancements in

customary bookkeeping based execution measures. Durant (1999) portrays that EVA is both a proportion of significant worth and a proportion of execution. A continued expansion in EVA will get an increment the market estimation of the organization. Phani and Bhattacharya (2000) talk about EVA can be adjusted as a corporate way of thinking for persuading and teaching workers to separate between esteem making and worth destructing exercises to coordinate all endeavors in making investor esteem. Girotra and Yadav (2001) thought that EVA urges chiefs to think like proprietors and, all the while, may affect them to make progress toward better execution. Sharma et al., (2007) infer that EVA doesn’t just fill in as a decent intermediary as a valuation of Intellectual Capital (IC); however, it can be additionally utilized as a target measure for Knowledge Management activities.

#### **EVA Using the Following Formula**

Net Sales - Operating Expenses (all operating expenses, including tax) = Operating Profit - Capital Charges = EVA.

Capital Charges are calculated by multiplying the weighted average cost of capital (WACC) with its invested capital. This generates an unadjusted form; EVA is equivalent to what causes by subtracting the cost of capital from net income. That is called economic profit, which is residual income from an accountant’s perspective. The only difference between EVA and residual income is solely the accounting adjustments based on the company’s GAAP based financial statements. However, in this paper, EVA will be adjusted based on GAAP figures.

This further creator advertisement that contributed capital incorporates the organization’s all financing other than liabilities (creditor liabilities, gathered wages, non-fascinating bearing, and accumulated assessments). Contributed capital contains proprietor’s value, long haul and transient all premium bearing obligations. Nonetheless, there is an elective approach to ascertain the money, which network resources are determined by deducting all working liabilities from all-out resources. Net resources are treated as in-garment on which financial specialists expect returns conveyed by the chiefs. Worth is made just if the return created by

utilizing the net resources outperforms the expense of capital.

Issham et al., (2008) characterized EVA as the dollar measure of charges for capital (both obligation and value) are deducted from the dollar measure of networking after expense (NOPAT) networking after duty; the determined figure is increased with the level of weighted expected coat capital. Isham et al. further express that EVA is a gauge of the sum by which procuring surpasses or misses the mark concerning the pace of return investors could get by putting resources into different protections of practically identical danger and incorporates a charge against benefit for the expense of all capital a firm utilizes.

### Calculated EVA as follows

$EVA = NOPAT - (WACC \times \text{Invested Capital})$ .

$NOPAT = \text{Profit \& Loss before Tax} + \text{Interest Expense} - \text{Income Taxes} - \text{Tax Shield on Interest}$   
 $(\text{Tax Rate} \times \text{Interest Expense})$

$\text{Invested Capital} = \text{Short Term Debt} + \text{Long Term Debt} + \text{Minority Interest} + \text{Share holders Equity}$

$WACC = \text{Cost of Debt} \times \{ \text{Total Debt} / (\text{Total Debt} + \text{CMVE}) \} \times (1 - \text{Tax}) + [ \text{Cost of Equity} \times \{ (\text{CMVE} / (\text{Total Debt} + \text{CMVE})) \} ]$

$CMVE = \text{Company's Share Price} \times \text{Total Shares Outstanding}$ .

$\text{Market Value of Company} = \text{CMVE} + \text{Total Debt} + \text{Minority Interest}$ .

Cost of Equity is calculated by using the CAPM Model.

Mulling over all the expenses and advantages offered by the EVA framework, Issham has chosen to play out the counts for the further exploration dependent on the Indian public recorded organization's monetary results utilizing the Young (1997) model. The purpose of picking this model is the most utilized and acknowledged model in the US and Europe. Youthful's model indicated the generally utilized changes, which can be effectively executed dependent on the accessibility of the data.

### Conclusions

EVA has been received by the severe economies as monetary execution estimation device and corporate technique, which assisted EVA with being

distinguished as a significant monetary execution estimation device over the regular instruments far and wide. However, there are blended confirmations on the predominance of EVA (Sharma and Kumar, 2010); EVA has picked up consideration of corporate monsters dependent on what EVA can be acclaimed to be the latest and energizing development in organization execution measures. There are almost no confirmations against the prevalence of EVA over traditional monetary execution estimation devices, which were protected in this paper. In spite of the fact that there are blended confirmations on EVA to be considered as the prevalent execution measure, it has been guaranteed that the idea is the most helpful proportion of corporate execution (Chen and Dodd, 1997). There is an extension for future exploration on EVA by taking the information of Indian public recorded organization for a specific period, which will assist with testing the feasibility of the idea on the setting of Indian business. The explanation that a crash into dealing with this paper is expected the condition of information around there. It is pointed that it will give in any event a fundamental thought of EVA and clarifies the connection between's monetary boundaries and stock return identified with the Indian business climate. Also, it would be an occasion to improve information and offer with the crowd and friends the board who are intrigued to take action from the customary monetary exhibition measure to EVA.

### References

- Anderson, Anne M., et al. *Economic Value Added Adjustments: Much to Do about Nothing?* 2004.
- Cordeiro, James J., and D. Donald Kent Jr. "Do EVA Adopters Out-perform their Industry Peers? Evidence from Security Analyst Earnings Forecasts." *American Business Review*, vol. 19, no. 2, 2001.
- Erasmus, Pierre D. "Value based Financial Performance Measures: An Evaluation of Relative and Incremental Information Content." *Corporate Ownership & Control*, vol. 6, no. 1, 2008, pp. 66-77.
- Geyser, M., and I.E. Liebenberg. "Creating a New Valuation Tool for South African Agricultural

- Co-operatives.” *Agrekon*, vol. 42, no. 2, 2003, pp. 106-115.
- Grant, James L. *Foundations of Economic Value Added*, John Wiley & Sons, 2003.
- Ismail, Issham. “Company Performance in Malaysia after the 1997 Economic Crisis: Using Economic Value Added (EVA) as a Predictor.” *African Journal of Business Management*, vol. 5, 2011, pp. 3012-3018.
- Maditinos, Dimitrios, et al. “A Review of the Empirical Literature on Earnings and Economic Value Added (EVA) in Explaining Stock Market Returns. Which Performance Measure Is More Value Relevant in the Athens Stock Exchange (ASE)?” *Annual Conference of the Hellenic Finance and Accounting Association Thessaloniki*, 2006.
- Morse, Janice M., et al. “Concept Analysis in Nursing Research: A Critical Appraisal.” *Scholarly Inquiry for Nursing Practice: An International Journal*, vol. 10, no. 3, 1996, pp. 253-277.
- Venkatraman, N., and R. Vasudevan. “Measurement of Business Performance in Strategy Research: A Comparison of Approaches.” *Academy of Management Review*, vol. 11, no. 4, 1986, pp. 801-814.
- Weissenrieder, Fredrik. “Value Based Management: Economic Value Added or Cash Value Added?” *Gothenburg Studies in Financial Economics Working Paper 971214*, 1997.
- Worthington, Andrew C., and Tracey West. “Economic Value-Added: A Review of the Theoretical and Empirical Literature.” *Asian Review of Accounting*, vol. 9, no. 1, 2001, pp. 67-86.
- Yook, Ken C., and George M. McCabe. “MVA and the Cross-Section of Expected Stock Returns.” *Journal of Portfolio Management*, vol. 27, no. 3, 2001, pp. 75-87.

#### Author Details

**Dr. S.B. Sathiya Moorthi**, Department of Commerce, Sacred Heart College of Arts and Science, Dindigul, Tamil Nadu, India, **Email ID:** [smdgl78@gmail.com](mailto:smdgl78@gmail.com)